

CONVERSION KIT



B|Active

for Ford Grand
Tourneo Connect



- ◆ **multifunction wheelchair accessible vehicle**
- ◆ **1 wheelchair user / up to 7 passengers**
- ◆ **Built-in quickly WAV-kit**



B|STYLE

MOBILITY SOLUTIONS



Seat lay-out

Take the whole family on the road with the B-Active Grand Tourneo Connect! There is room for five people plus a wheelchair passenger or, alternatively, seven people in total. The latter is made possible by two optional folding seats in the third row. This makes the Ford Connect in combination with the B-Active conversion kit very popular as a disability car.



Connect wheelchair taxi

Looking for a wheelchair taxi for daily, professional use? Then look no further, because our Ford Grand Tourneo Connect is perfect, thanks to the space and high quality B-Active wheelchair conversion. Having performed endurance tests, we can guarantee the quality of all the parts. So you can use the Ford Connect as a wheelchair taxi for many years without any worries.



Selection of personalization options

You can opt for high-quality, wear-resistant vinyl on the floor. The sides of the conversion can be fitted with an aluminium strip cut to size. A LED strip is available that automatically lights up when lowering the wheelchair ramp. Operation of the wheelchair ramp can be made easier with a gas spring.



Easy access wheelchair ramp

There are two versions of the wheelchair ramp itself: one that can be folded inwards in its entirety, so that it can lie horizontally: the Taxi ramp. And one with a foldable tip for a better view to the rear through the mirror.




Vehicle specifications

To be technically compatible, the Ford must have a diesel engine and be supplied with the smaller WA AdBlue tank (7 ltr) that Ford developed specifically for wheelchair cars. In addition, the difference between the maximum authorized mass and the kerb weight plus driver must be no more than 550 kg. With a 7-seat Grand Tourneo Connect this is never a problem; you do, however, need to keep this in mind for a 5-seater.



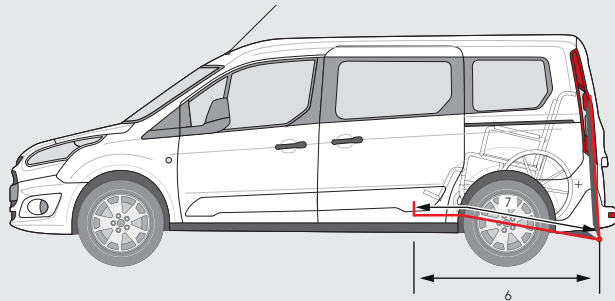
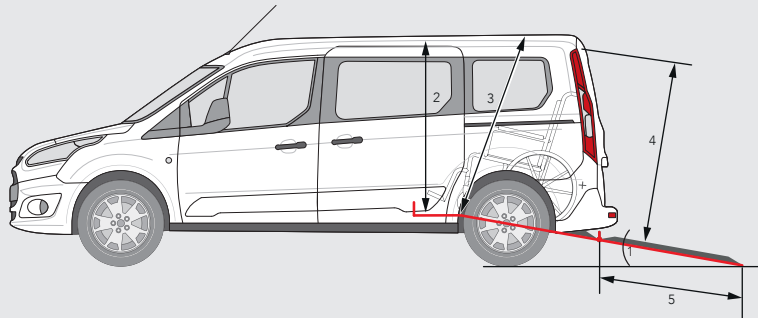
Lots of room

Because the floor is lowered, there is considerably more interior space for a wheelchair passenger. Getting the wheelchair passenger on board is very easy due to the wheelchair ramp with a gentle incline of just 11 degrees. With the optional gas spring, the wheelchair ramp is even lighter to operate, making the wheelchair van easy to use for everyone.

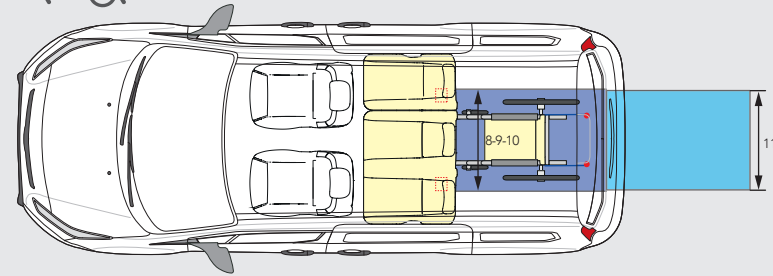


B|STYLE

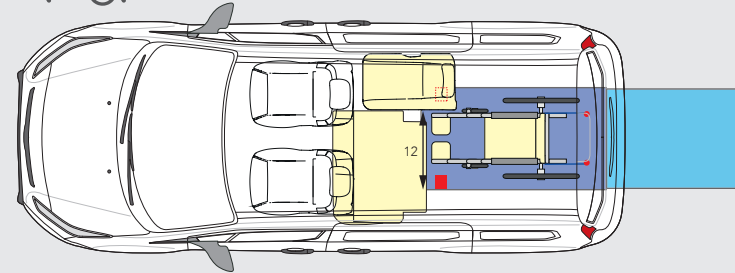
CREATE A BIGGER WORLD



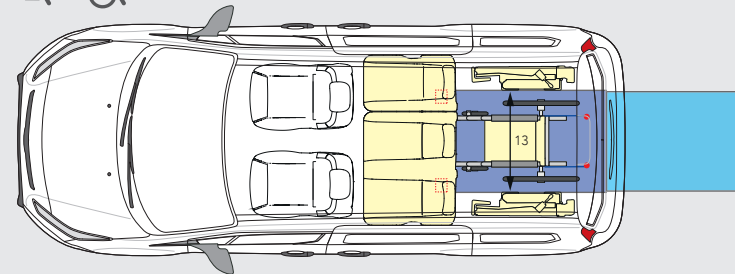
5 1



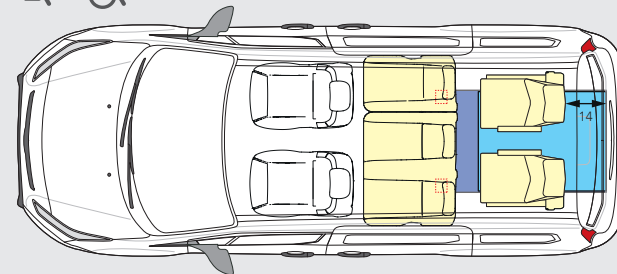
3 1



5 1



7 0



Nr.	Description	Sizes (+/- cm)
01	Slope of ramp	11°
02	Interior height	132
03	Interior height (headroom) wheelchair passenger	145
04	Entry height	142
05	Length wheelchair ramp, ramp – double – folding tip	126
06	Length lowered floor - horizontal	146
07	Length lowered floor	150
08	Width lowered floor, steel - steel	81
09	Width lowered floor, with basic or vinyl interior	80
10	Width lowered floor, with LED lighting left or right	79
11	Width wheelchair ramp, ramp – double – folding tip	75
12	Width between single seat and lowered floor	62
13	Width between seats when folded	76
14	Luggage room behind	120

Configuration options

The B-style WAV kit provides lots of interior space for all passengers. You can choose for Tip-and-turn seats for the 3rd row to carry as many as 7 passengers.



B|STYLE

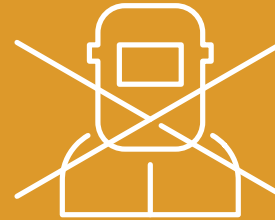
CREATE A BIGGER WORLD



**New fuel tank with 60 liter capacity
(OEM 56 ltr)**



Built-in-quickly (26 h)



No welding required



Step-by-step instruction manual



In addition 2 tip-and-turn seats



High quality conversion kit



**Aluminum ramp, endurance test
30.000 x 300 kg**



2 kind of wheelchair ramps



**- Whole Vehicle Type Approval
- Certificate of Conformity**



B-style

+31 418 638200
info@b-style.eu

Take a look at our
other products at
b-style.eu



B|STYLE

CREATE A BIGGER WORLD